

below 1/60 you better have a tripod

1/1000 | 1/500 | 1/250 | 1/125 | 1/60 | 1/30 | 1/15 | 1/8 | 1/4 | 1/2 | 1 | 2 | 3 | 30 | 0



**EXPOSURE (AEB setting)**

darker -2 • -1 • 0 • +1 • +2 lighter

controls lightness and darkness of the image

## SHUTTER SPEED

the amount of time that the shutter is open (in seconds)

## APERTURE (F-STOP)

the size of the opening in the lens

## ISO SPEED

100 200 400 800 1600 3200  
low sensitivity to light high sensitivity to light

## HIGHLIGHT TONE PRIORITY

gives you extra protection in the highlights, while keeping the overall exposure the same.

## FLASH EXPOSURE COMPENSATION


tweaks the flash power and produces more or less light to suit your requirements.

## AUTO LIGHTING OPTIMIZER

## CUSTOM CONTROLS

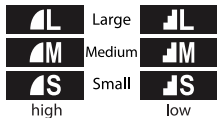
When you select **Automatic Exposure Bracketing** the camera will choose one exposure, and then it will take 2 other shots - one on either side of the first one.

## SHOOTING MODE



## AF AREA SELECTION MODE

## PICTURE QUALITY




## AUTOFOCUS (AF)



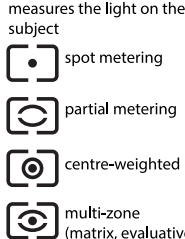
## PICTURE STYLE



## WHITE BALANCE



## METERING MODE



## DRIVE MODE

